

Release Notes

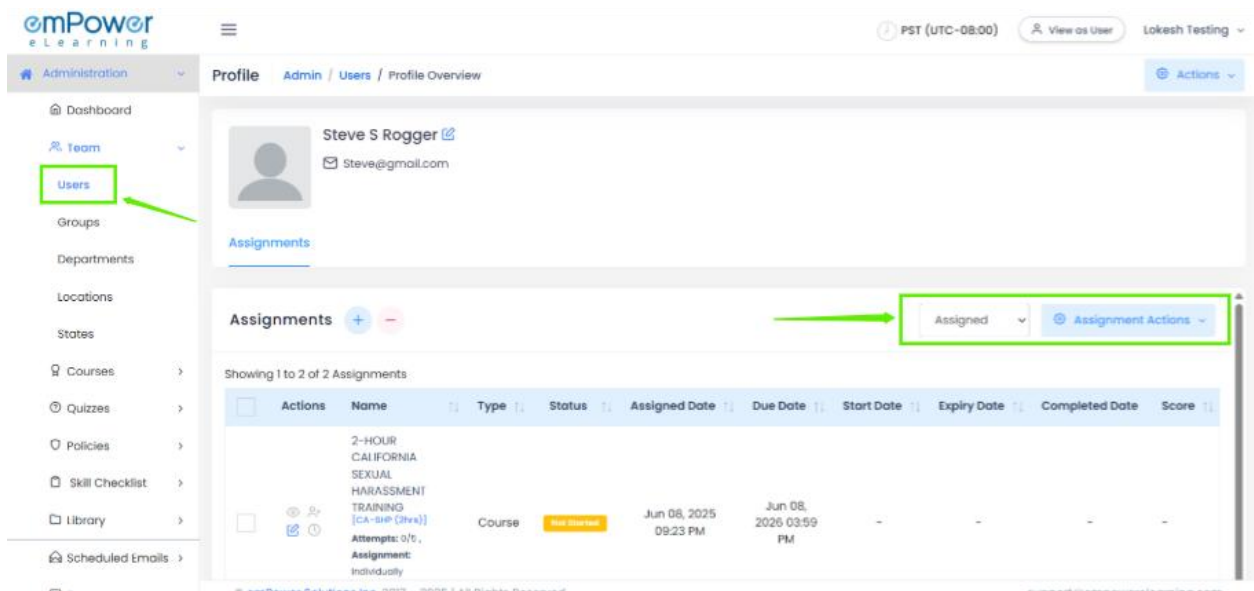
Version 1.2.1

Key Enhancements:

Administrator

1. Unassignment history recovery & display

The new **Unassignment History** feature provides complete visibility into unassigned assignments, allowing users to track changes effortlessly. This enhancement also enables seamless **reassignment** of courses, ensuring better flexibility and control over training and task management.



2. Add-On manager UI update

The updated Add-On Manager UI now includes powerful features to enhance usability. With the new **search functionality**, **category-based filters**, and **status-based filters**, you can quickly find, organize, and manage add-ons with ease. This streamlined interface ensures a more efficient and user-friendly experience.

Administration Settings Admin / Settings

- Dashboard
- Team
- Courses
- Quizzes
- Policies
- Skill Checklist
- Library
- Scheduled Emails
- Reports
- Settings**
- Integration

Organization Details

Emails and Notifications

User Menu Settings

User Menu Preamble Settings

User Notifications

Compliance Lifecycle and Due Date Settings

Add Manager

Phishing Pre-requisites

Addon Manager

Search by title

Filter By Category

All Status

Showing 1 to 10 of 17 entries

Title	Value	Status	Action
Allow e-Sign Policy	✓	Enabled	✎
Course attempt exclude on not applicable	-	Disabled	✎
Customize Expiring within message days before	45	Enabled	✎
Disable checklist assignment	-	Disabled	✎
Disable NA on checklists submission	-	Disabled	✎
Dislay Course status chart in User Report	-	Disabled	✎

Learner

3. Course status badges

We've enhanced the course tracking experience by introducing new status badges: **'Not Started,' 'In Progress,'** and **'Expired.'** These badges provide clear insights into the progress of each course, ensuring better visibility and streamlined management for learners.

Dashboard Courses Policies Library Surveys

Courses

Search courses Add Courses

STATUS

- Not Started (1)
- In Progress (1)
- Completed (1)
- Expired (1)
- Failed (0)

CATEGORY

- All
- No Category Assigned (1)
- Basic InfoSec Training (1)
- HR Compliance (1)
- OSHA Compliance (1)

NO CATEGORY ASSIGNED (1)

Sexual Harassment Training for Athletes **Completed**

Completed - Jun 08, 2025 04:00 PM Valid Until - Jul 29, 2026 04:00 PM Print certificate 90% Re-Take

BASIC INFOSEC TRAINING (1)

Avoiding Identity Theft **Not Started**

Due On - Jun 08, 2026 Start

HR COMPLIANCE (1)

2-HOUR CALIFORNIA SEXUAL HARASSMENT TRAINING **In Progress**

Started - Jun 09, 2025 07:31 AM Due On - Jun 08, 2026 Resume

OSHA COMPLIANCE (1)

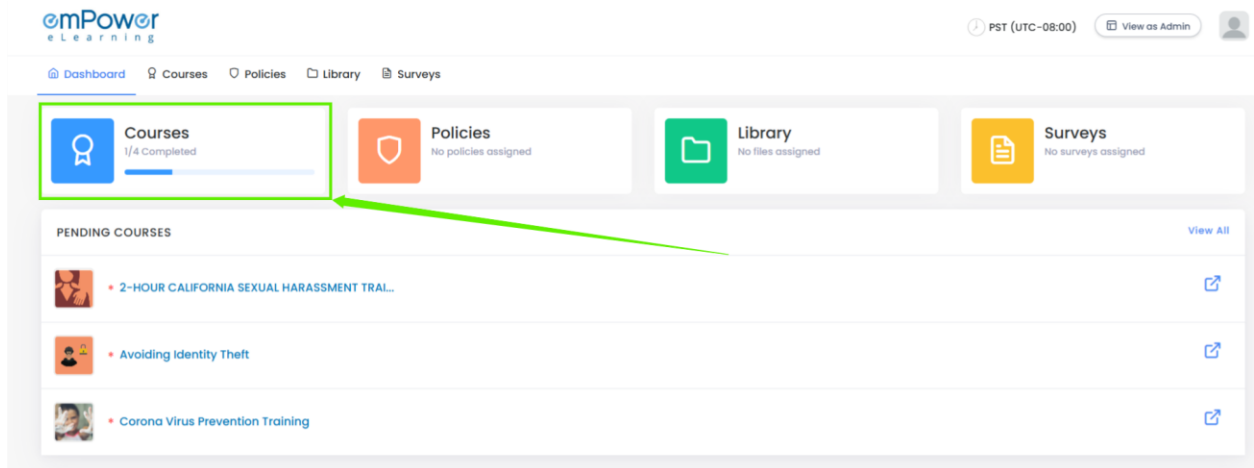
Corona Virus Prevention Training **Expired**

Due On - Jun 08, 2025 Expired on Jun 08, 2025 04:00 PM Start

© emPower Solutions Inc. 2017 - 2025 | All Rights Reserved support@empowerelearning.com

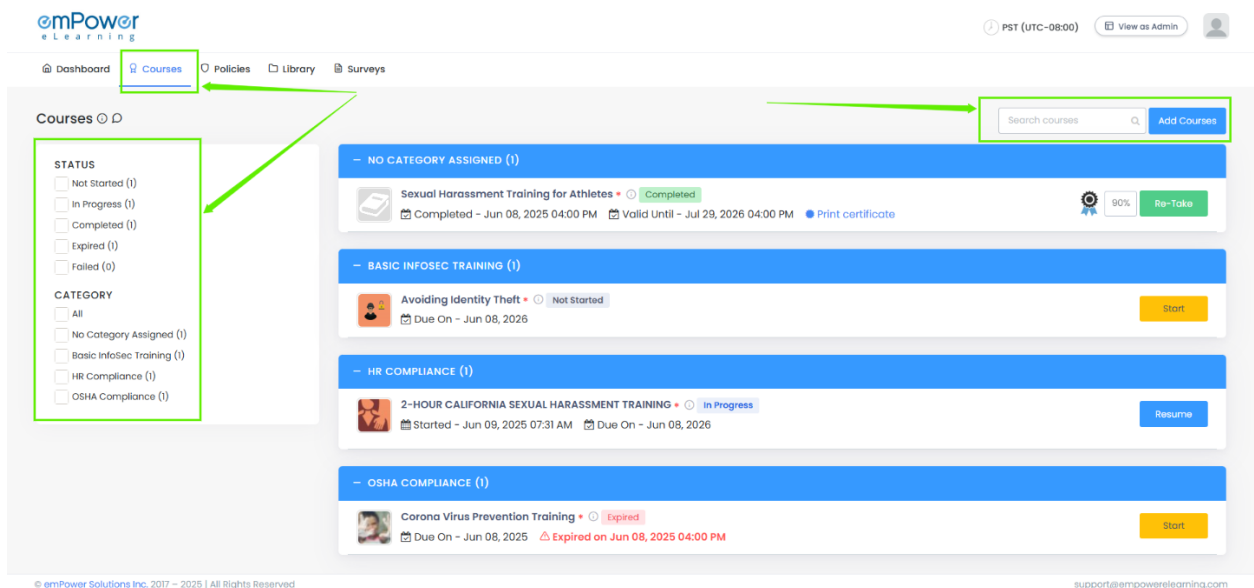
4. Dashboard course count update

The course counts on the dashboard have been updated for more accurate tracking irrespective of whether the courses are mandatory or not. This enhancement helps users quickly assess course progress and completion status across all the courses.



5. Search and filter enhancements

We've enhanced the **Search** and **Filter** features on the course page for a seamless experience. All courses will be displayed without any filters pre-selected, giving you a clear overview. As you start selecting filters, the course list will dynamically narrow down, making it easier to find exactly what you need. Additionally, courses without assigned categories will now appear under a dedicated 'No Category Assigned' section.



6. Automatic policy-linked course assignment

With our new feature, courses linked to a policy are now automatically assigned when the policy is assigned to a learner. This seamless integration ensures learners have immediate access to the relevant courses, streamlining the process and improving compliance tracking.

General

7. Improved password validations UI

Our improved password validation UI offers real-time feedback as you create your password. As you type, each validation rule (e.g., minimum length, special characters, numbers) is displayed and marked with a green tick when fulfilled. This intuitive feature ensures clarity and helps users confidently create strong, secure passwords.

