

# Release Notes

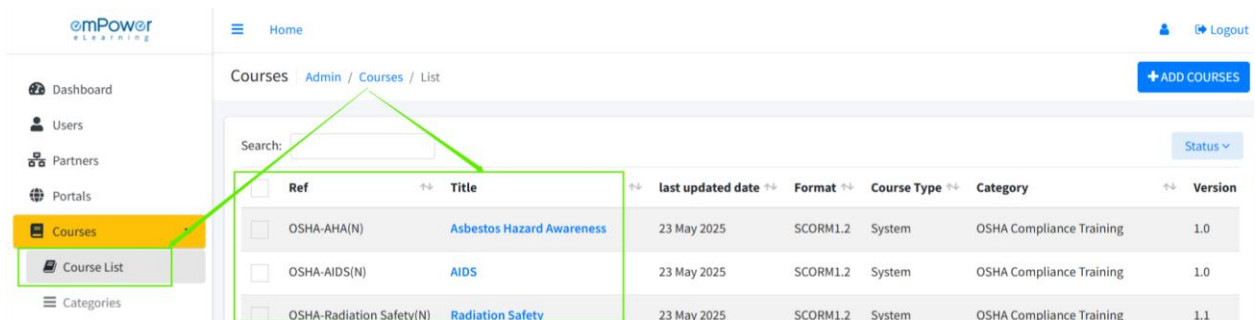
Version 1.2.6 & 1.2.7

## Key Enhancements:

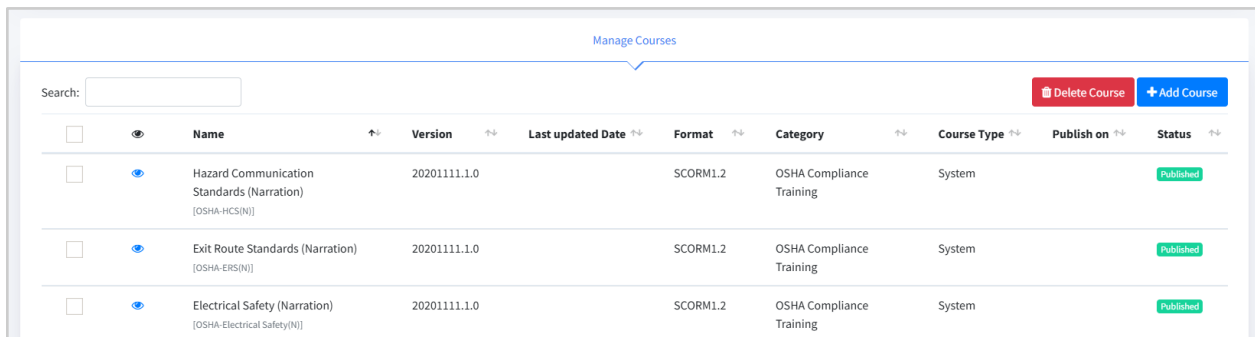
### Partner

#### 1. Course Management Post Portal Creation

- Partner users now have access to manage the full list of purchased courses available under their management scope. This ensures transparency and better control over learning content across all linked portals.



- Partner users can now manage courses for a portal after the portal has been created. This flexibility allows partners to continuously update and refine the course offerings as needed for each client.



## 2. Domain migration to emPower

We've successfully migrated all portals from the **Cosaint domain(.cosaint.com)** to the new **Empower domain(.[empowerlms.com](https://empowerlms.com))**.

Users will now receive system-generated emails from: [noreply@empowerelearning.com](mailto:noreply@empowerelearning.com)

The domain name has changed from [empowerbpo.com](https://empowerbpo.com) to [empowerelearning.com](https://empowerelearning.com) to better reflect our learning-focused platform. This change enhances brand consistency and provides a unified experience across our platform.

**Important:** Please update any saved bookmarks or links to reflect the new Empower domain.

## 3. Branding on login

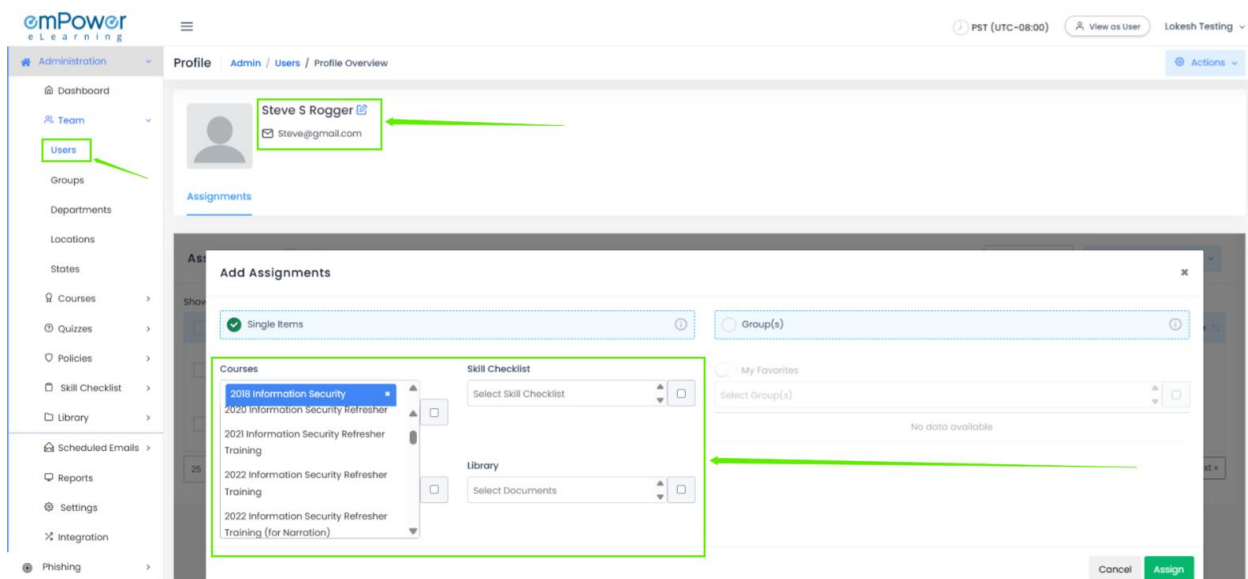
Partners will now see their **custom branding** (logo) when logging in using their **partner credentials**.

This personalized experience helps reinforce brand identity and makes navigation more intuitive for partner users.

## Portal Administrators

### 4. Improved User Selection for Assignments

- We've enhanced the user experience when assigning courses, policies, library documents, or surveys. The user dropdown menu now remains open after selecting a user or item, making it easier and faster to select multiple users without repeatedly reopening the dropdown.



### 5. Sequential assignment

We've introduced the **Sequential Assignment** functionality to enhance structured learning paths:

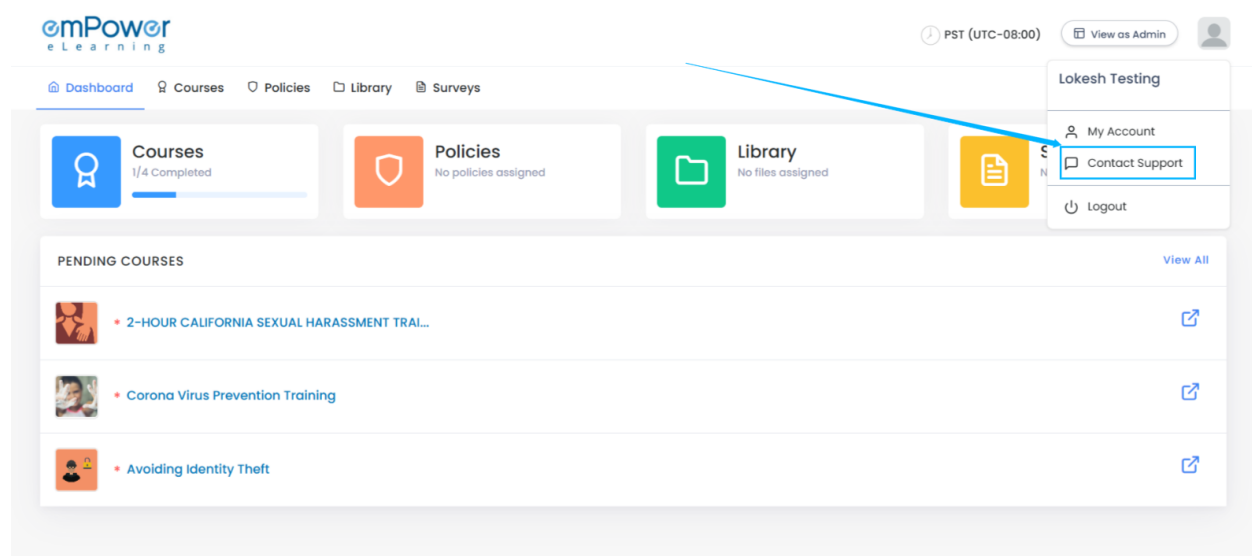
- Courses or modules can now be assigned in a predefined **sequence**, ensuring learners progress through content in the intended order.
- Learners will only be able to access the **next course/module** once they have **completed the previous one**.
- This feature helps in enforcing curriculum flow, improving knowledge retention and assessment readiness.

**Note:** Admins can configure sequence rules from the assignment settings page.

## General


### 6. Integrated Support Portal Access

- Learners can now directly access our **Support Portal** from within the product. Browse through **knowledge base articles** to find quick answers to common questions and issues — serving as your **first line of support**. If the articles don't resolve your concern, you can always reach out to us at [support@empowerelearning.com](mailto:support@empowerelearning.com) or visit <https://support.empowerelearning.com> and raise a ticket for further help.



### 7. Self Sign-up for New Learners

- Unregistered learners can now create an account directly from the login page using their email ID. Admins can track self-registered users, making onboarding seamless and removing dependency on manual account creation.

A screenshot of the emPower eLearning sign-in page. The page features the emPower eLearning logo at the top. Below the logo is a "Sign in" section with an "Email" input field, a "Password" input field with a "Forgot Password?" link, and a "Sign In" button. A blue box highlights the "Don't have an account? Sign Up" link, with a blue arrow pointing to it from the right. At the bottom, there is a copyright notice: "Copyright 2025 © emPower eLearning Team | Powered by emPower Compliance Cloud | © emPower Solutions, Inc."

## Upcoming features

- Upload **xAPI-compliant course content** using the existing **'Add Courses'** functionality.
- Course version management
- Advanced quiz module - Create rich quizzes with great features and **link to courses** for knowledge checks and assessments.
- Dynamic role permission - Define **custom roles** for each portal and map **menu permissions** based on role responsibilities.
- License count audit log - Track all **license allocation and modification** actions through an **audit log**, enhancing transparency and accountability.
- Smart search - Easily **identify users** missing links to key master fields like **department, manager**, etc.
- Bulk user data update via CSV - Admins can **download a sample CSV**, update user data against **email ID (used as a unique identifier)**, and re-upload it.
- Admins will soon be able to view all their **invoices directly within the portal** enabling secure, quick payments via **Stripe**.
- **UI/UX enhancements** to improve user experience across key modules.